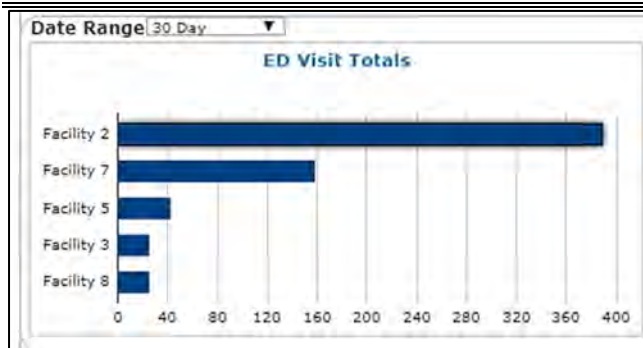


Utilization includes all visits with a filtering option for recognized office visits codes versus non-office visits. There are several facility selection options. The left facility selection option is a 'pick list'.

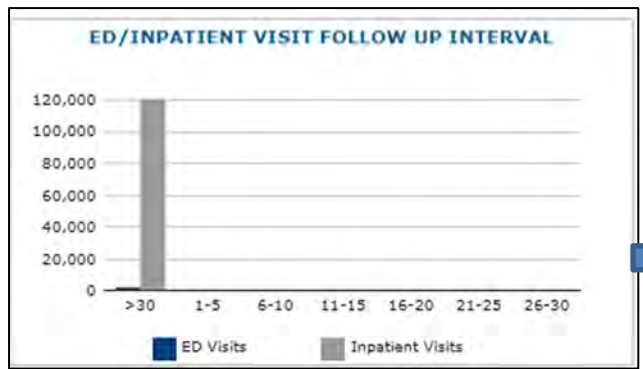
To select multiple facilities at one time, hold the 'Ctrl' key on your keyboard and click on other facilities. The two other single selection pick lists will be set to 'All Values', however the results will represent those items selected in the pick list.



Displays emergency department activity for selected date range. Top five facilities for activity appear in rank order. Drill down into facility and patient detail available from chart.



Inpatient Visit Totals: Displays inpatient activity for selected date range. Top five facilities for activity appear in rank order. Drill down into facility and patient detail available from chart.



ED/Inpatient Visit Follow up Interval
This chart tracks office visits after an IP or ED visit. Drill down is available into patient detail to show site of ED or IP visit and associate office encounter.

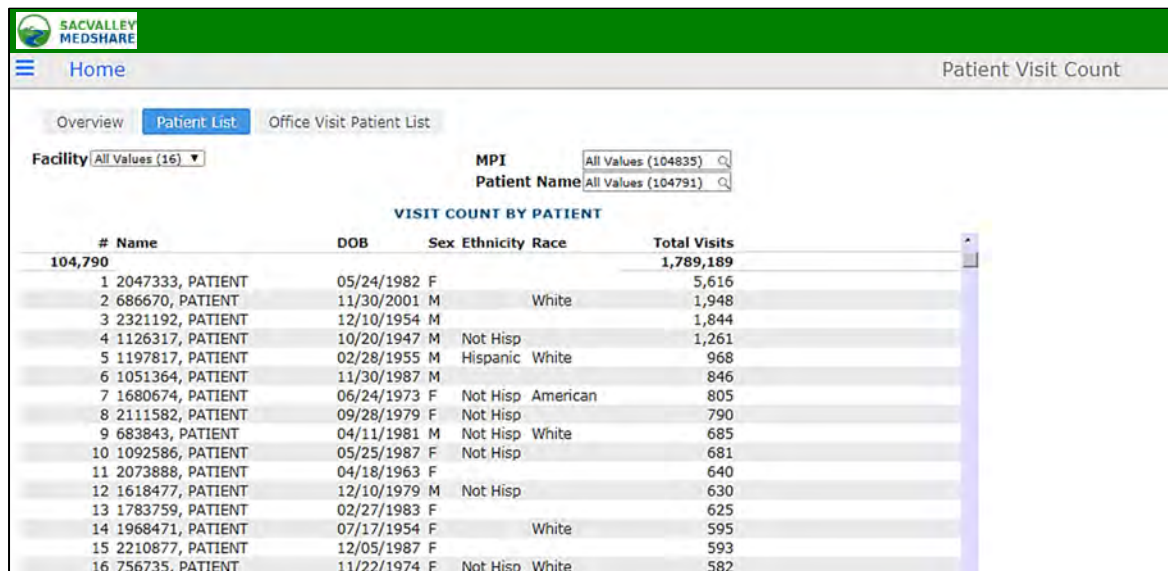


Portal Page									
Facility		Office Visit Duration Category			Patient Type				
#	Name	DOB	Sex	Discharge Date	Discharge Facility	OV Date	OV Facility	OV Code	OV Desc
1	2252409, Patient	1/1/1950	M	02/01/2017	Facility 12	02/05/2017	Facility 14	99213	Office/outpatient visit, est
1	2252409, Patient	1/1/1950	M	02/01/2017	Facility 12	02/05/2017	Facility 14	99213	Office/outpatient visit, est
1	2252409, Patient	1/1/1950	M	01/31/2017	Facility 12	02/05/2017	Facility 14	99213	Office/outpatient visit, est
1	2252747, Patient	2/5/1968	M	01/20/2018	Facility 7	01/28/2018	Facility 12	99213	OFFICE OR OTHER OUTPATIEN
1	2252747, Patient	2/5/1968	M	01/07/2018	Facility 7	01/28/2018	Facility 8	99213	OFFICE OR OTHER OUTPATIEN
1	2253064, Patient	11/17/1966	M	10/03/2017	Facility 2	10/06/2017	Facility 15	99204	OFFICE/OUTPATIENT VISIT, NI
1	2253581, Patient	7/16/1950	M	01/20/2017	Facility 12	01/26/2017	Facility 14	99212	Office/outpatient visit, est
1	2253581, Patient	7/16/1950	M	01/20/2017	Facility 12	01/26/2017	Facility 14	99212	Office/outpatient visit, est
1	2253581, Patient	7/16/1950	M	12/21/2016	Facility 12	01/26/2017	Facility 14	99212	Office/outpatient visit, est
1	2253581, Patient	7/16/1950	M	01/21/2017	Facility 12	01/26/2017	Facility 14	99212	Office/outpatient visit, est
1	2253581, Patient	7/16/1950	M	01/21/2017	Facility 12	01/26/2017	Facility 14	99212	Office/outpatient visit, est

Office Visit Current Year; Rolling 12 Months; and Previous Year display graphically by month the incidence of office and other types of visits for the patient population.



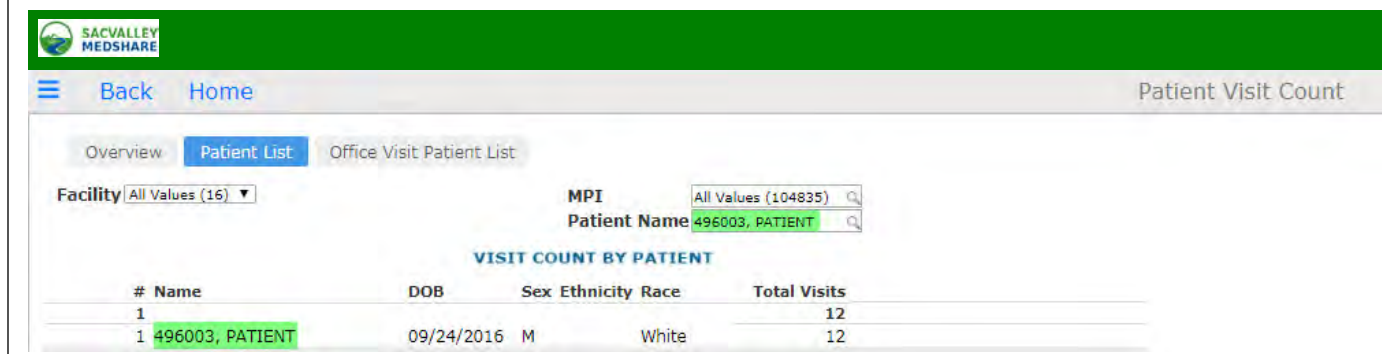
Patient List



The screenshot shows the 'Patient List' tab selected. The table below displays visit counts for 16 patients.

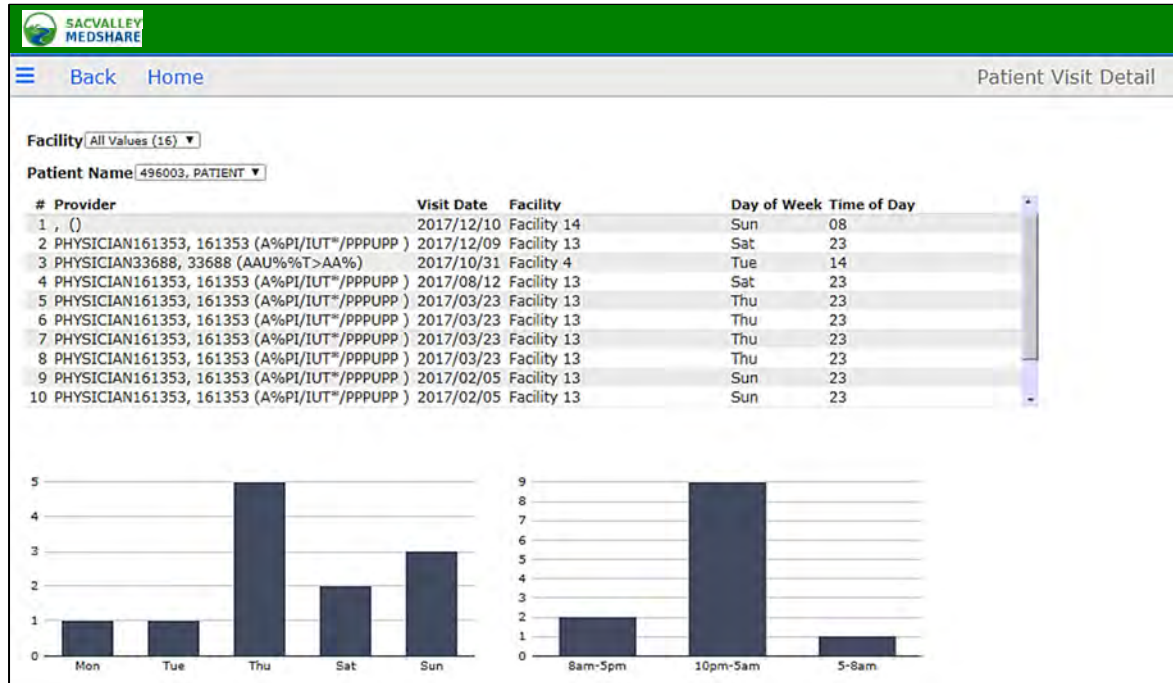
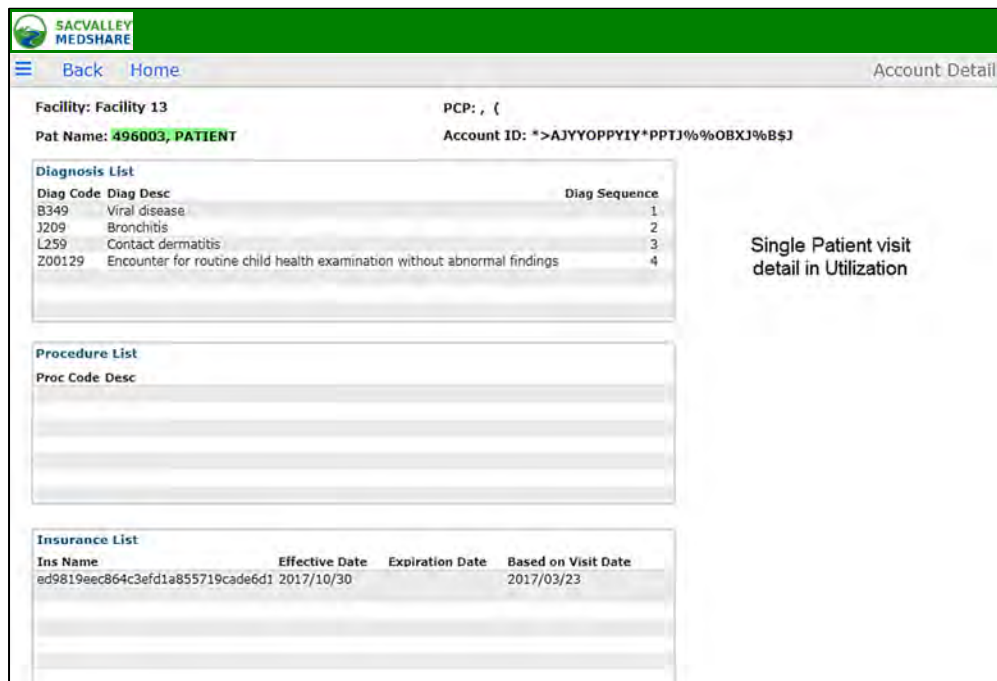
#	Name	DOB	Sex	Ethnicity	Race	Total Visits
104,790						1,789,189
1	2047333, PATIENT	05/24/1982	F			5,616
2	686670, PATIENT	11/30/2001	M		White	1,948
3	2321192, PATIENT	12/10/1954	M			1,844
4	1126317, PATIENT	10/20/1947	M	Not Hisp		1,261
5	1197817, PATIENT	02/28/1955	M	Hispanic	White	968
6	1051364, PATIENT	11/30/1987	M			846
7	1680674, PATIENT	06/24/1973	F	Not Hisp	American	805
8	2111582, PATIENT	09/28/1979	F	Not Hisp		790
9	683843, PATIENT	04/11/1981	M	Not Hisp	White	685
10	1092586, PATIENT	05/25/1987	F	Not Hisp		681
11	2073888, PATIENT	04/18/1963	F			640
12	1618477, PATIENT	12/10/1979	M	Not Hisp		630
13	1783759, PATIENT	02/27/1983	F			625
14	1968471, PATIENT	07/17/1954	F		White	595
15	2210877, PATIENT	12/05/1987	F			593
16	756735, PATIENT	11/22/1974	F	Not Hisp	White	582

Patient List displays a historical list of all visit activity for all patients in the client's population. Use of the Patient Name selection displays a single patient name. This is useful to confirm patient is included in population. Selecting a single patient provides visit details.



The screenshot shows the 'Patient List' tab with a search filter for '496003, PATIENT'. The table below displays visit counts for this specific patient.

#	Name	DOB	Sex	Ethnicity	Race	Total Visits
1	496003, PATIENT	09/24/2016	M		White	12

Facility: Facility 13 PCP: , (

Pat Name: 496003, PATIENT Account ID: *->AJYYOPPYIY*PPTJ%%OBXJ%B\$J

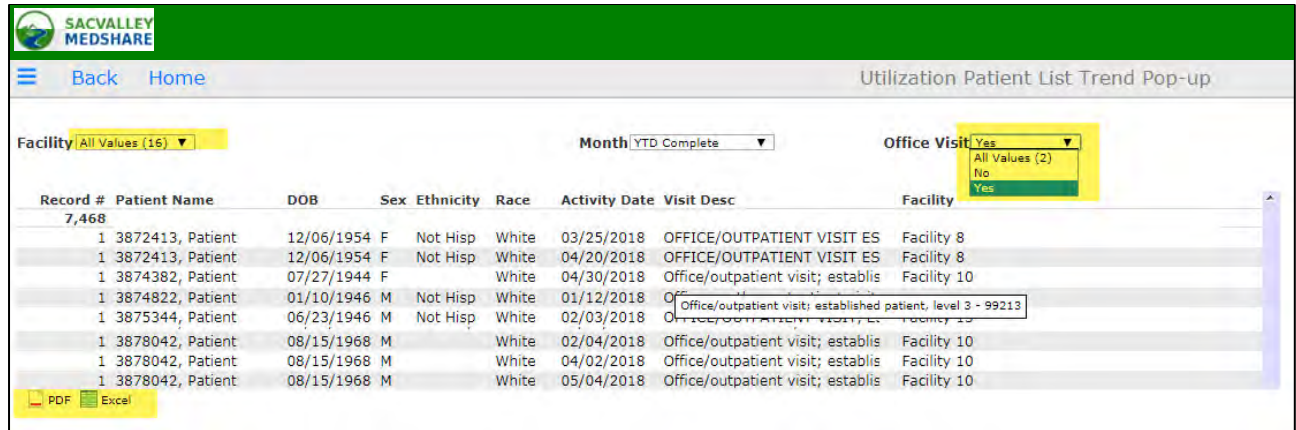
Diag Code	Diag Desc	Diag Sequence
B349	Viral disease	1
J209	Bronchitis	2
L259	Contact dermatitis	3
Z00129	Encounter for routine child health examination without abnormal findings	4

Single Patient visit detail in Utilization

Proc Code	Desc

Ins Name	Effective Date	Expiration Date	Based on Visit Date
ed9819eec864c3efd1a855719cade6d1	2017/10/30		2017/03/23

Office Visit Patient List Displays Office, Clinic, Inpatient, and Other visits for patient within selected time periods. Filtering available for facility, month, and all visits, office or non-office visits. Mouse hover expands visit description



The screenshot shows the 'Utilization Patient List Trend Pop-up' interface. At the top, there are navigation links for 'Back' and 'Home'. Below this, there are three filter dropdowns: 'Facility' (set to 'All Values (16)'), 'Month' (set to 'YTD Complete'), and 'Office Visit' (set to 'Yes'). The main area contains a table with the following columns: Record #, Patient Name, DOB, Sex, Ethnicity, Race, Activity Date, Visit Desc, and Facility. The table lists several records, with a tooltip expanding the 'Visit Desc' for record 1 3875344 to show 'Office/outpatient visit; established patient, level 3 - 99213'. At the bottom left, there are buttons for 'PDF' and 'Excel'.

Record #	Patient Name	DOB	Sex	Ethnicity	Race	Activity Date	Visit Desc	Facility
7,468								
1	3872413, Patient	12/06/1954	F	Not Hisp	White	03/25/2018	OFFICE/OUTPATIENT VISIT ES	Facility 8
1	3872413, Patient	12/06/1954	F	Not Hisp	White	04/20/2018	OFFICE/OUTPATIENT VISIT ES	Facility 8
1	3874382, Patient	07/27/1944	F	White	White	04/30/2018	Office/outpatient visit; establis	Facility 10
1	3874822, Patient	01/10/1946	M	Not Hisp	White	01/12/2018	Office/outpatient visit; established patient, level 3 - 99213	Facility 10
1	3875344, Patient	06/23/1946	M	Not Hisp	White	02/03/2018	Office/outpatient visit; established patient, level 3 - 99213	Facility 10
1	3878042, Patient	08/15/1968	M	White	White	02/04/2018	Office/outpatient visit; establis	Facility 10
1	3878042, Patient	08/15/1968	M	White	White	04/02/2018	Office/outpatient visit; establis	Facility 10
1	3878042, Patient	08/15/1968	M	White	White	05/04/2018	Office/outpatient visit; establis	Facility 10